

IS-600 III

Ophthalmic unit



TOPCON Healthcare

SEEING EYE HEALTH DIFFERENTLY

Refraction unit without compromise



The Topcon IS-600 III has been developed as a refraction unit without compromise. The unit is a comfortable and stable workstation to accommodate two instruments and can be adapted to fit various kinds of examination rooms. The IS-600 III can be fitted with several optional accessories such as; four different types of phoropter arms, chair footrest, extra drawers, tabletop electro brake and an LED reading light. The intuitive touch screen control panel allows the user to control the height of the tabletop, the elevation of the chair and all lights and power to the different instruments.

Key features

- Small footprint
- Powered elevation of tabletop
- Adjustable positioning of tabletop with electro-brake (optional)
- Various options such as LED reading light
- Dimming of room light
- Integrated cable management system
- Wheelchair accessibility

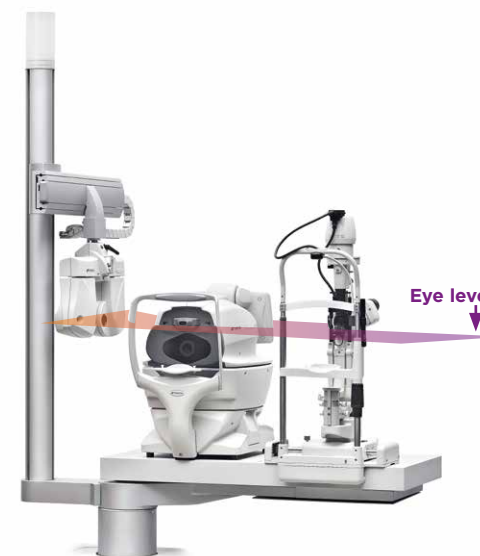
The IS-600 III comes in a wide variety of configurations. For both the IS-600 III basic and IS-600 III wheelchair version there is a right and left option available. All IS-600 III configurations are equipped with a powered elevating tabletop for easy adjustments of the instrument heights for both patient and practitioner. Another option is a set of two drawers which can incorporate a power supply for the Topcon CV-5000 phoropter.



IS-600 III right version with power supply drawer



IS-600 III right wheelchair version



- All instruments same eye-level
- No phoropter adjustment time
- No phoropter interference with other instruments

Elevated column configuration

The IS-600 III is also available with the column fixed to the instrument tabletop. When moving the tabletop up or down, the column with the phoropter will move accordingly, keeping the phoropter at the same eye-level as the tabletop instruments.

Having all instruments in the same “plane” reduces adjustment time of the phoropter and/or instruments and assures a quick workflow. The simultaneous rotation of the column with the tabletop, in combination with the linear phoropter arm prevents the phoropter colliding with the tabletop instruments.



Trial lens drawer & control panel

The IS-600 III trial lens drawer accommodates the unit control panel which has various functions.

- Adjust chair height
- Control tabletop height
- Reading light
- Dimming of room illumination
- Chart projector
- Control three Auxiliary instruments



Room illumination

The dimmable up-lighter illuminates the room indirectly and can be dimmed.



Safety-stop

The safety-stop guarantees patients safety when operating the elevation of the tabletop or chair.

Chinrest support

The IS-600 III tabletop is equipped with a tabletop fixed chinrest support, but can be changed with an optional sliding chinrest support, in case you want to operate two instruments with the same chinrest.

Cable management

The cable management system keeps the IS-600 III design smooth and contemporary. All cables of instruments installed on the tabletop can invisibly be guided through the tabletop cable management system.



Power supply drawer

The optional drawer unit fits seamlessly to the basic unit and provides two drawers with storage space for hand held equipment and documents. The top drawer panel can be exchanged to allow installation of the Topcon CV-5000 power supply.



LED near vision lamp

The adjustable LED reading lamp provides crisp white illumination which supports reading examinations.



Controller satellite support

The basic satellite support can accommodate the control unit of the CV-5000 refraction system such as the KB-50S. The rotatable tabletop allows the user to have the greatest flexibility. The advanced satellite support accommodates the KB-50S as well as the CV-5000 power supply to ensure easy access of the print-out. The advanced satellite support is available in the IS-600 III color white.



Projector support

The dedicated IS-600 III projector support allows mounting of Topcon chart projectors.



Electronic brake for tabletop

The IS-600 III can be equipped with the optional electro-brake. With the use of a foot switch, the tabletop rotation can be locked in any position of your choice.



Table extension strip

To be used with larger equipment to extend the depth of the tabletop on one instrument position.



Sliding chinrest support

To be used when using a single chinrest for two instruments.



PS-100 Power supply

The Slit Lamp generic power supply (PS-100) can be used to power Slit Lamps that have no dedicated power supply of their own. This generic power supply can be mounted under the tabletop and provides easy access to the Slit Lamp illumination control.



VT-670 phoropter arm

The VT-670 phoropter arm enables mounting of most available phoropter heads. The mechanical lock ensures fixed positioning of the phoropter in front of the patient.



VT-72 manual linear phoropter arm

The VT-72 is a linear phoropter arm which is specially designed to accommodate the CV-5000 computerized phoropter. The handle ensures a firm grip to control the movement.

The optional cable management kit provides a clean installation. The VT-72 is available for only the right version of this unit.



VT-671 phoropter arm

The VT-671 phoropter arm is provided with a handle for easy manoeuvring of the phoropter. A spring loaded counter balance ensures stable positioning of the phoropter.



VT-74 electrical linear phoropter arm

The VT-74 has the same specifications as the VT-72, however this arm is electrically driven by using a foot switch.

IS-600 III Ophthalmic Chairs



Topcon refraction chairs are designed to provide comfortable seating for patients during examination. Two ergonomic types are available to use with the IS-600 III: the standard version (OC-8) and the fully reclinable version (OC-9). Both chairs provide a 200 mm elevation stroke with smooth and quiet movement. The foldable armrests provide extra flexibility and comfort. The OC-8 and OC-9 chairs can be operated from the touch screen control panel of the IS-600 III or with an optional foot switch.



OC-8 chair

The OC-8 ophthalmic chair has a fixed back and is available in blue or dark grey. The OC-8 can be completed with an optional foot rest.

OC-9 chair

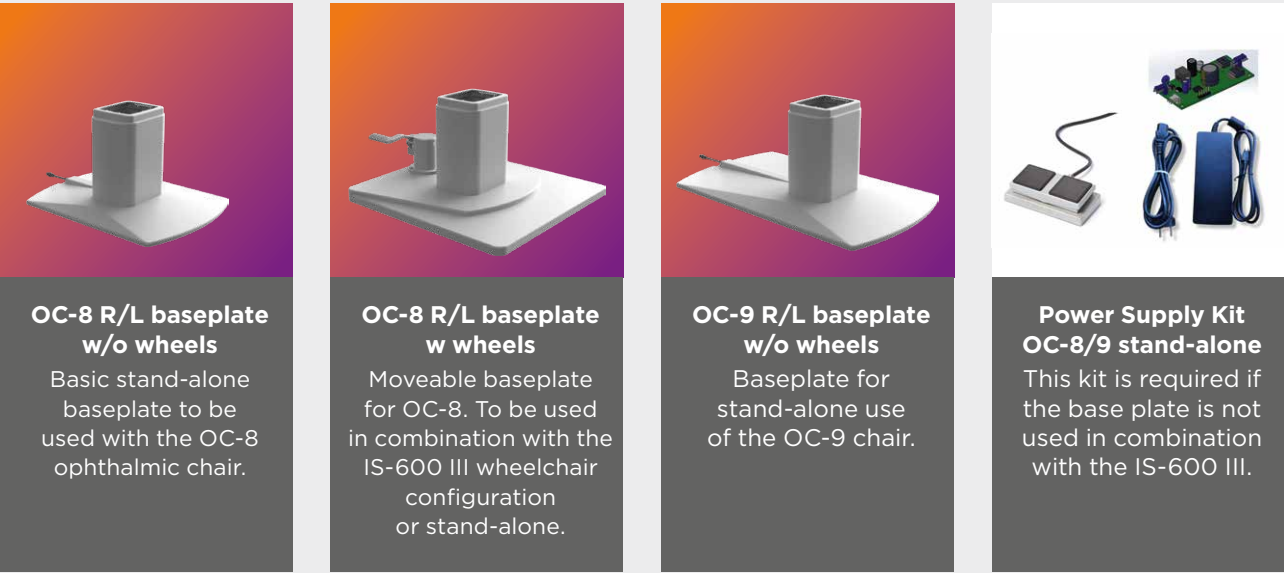
The OC-9 ophthalmic chair has a 180° fully reclinable back to facilitate in-office procedures and provide added flexibility. The OC-9 is available in blue or dark grey and features an incorporated foot rest.

Optional accessories



OC-8 and OC-9 stand-alone use

The OC-8 and OC-9 can also be used as stand-alone with support on a dedicated baseplate. The OC-8 baseplate with wheels can be used in combination with the IS-600 III wheelchair setup for easy removal of the OC-8 chair when needed.





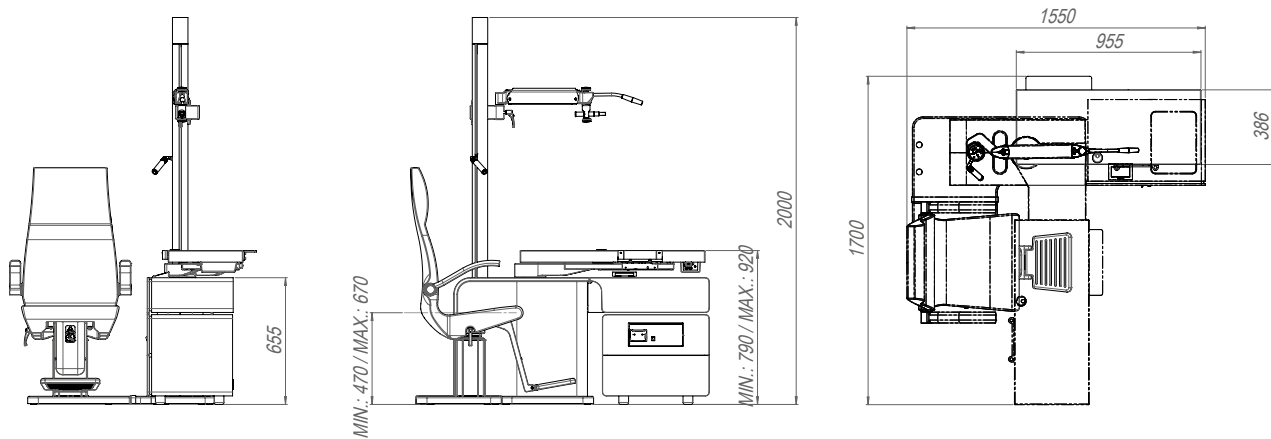
FEATURE	SPECIFICATIONS
Tabletop	Suitable for 2 instruments (with elevation available)
Maximum load on tabletop	40 kg
Power on tabletop	230 VA
Power near vision lamp	3W LED
Power of Room illumination	24VDC / 9W
Safety stop	Safety stop underneath tabletop
Inside dimension trial lens drawer	460 x 350 x 70 mm
Minimum installation dimensions	1700 (w) x 1550 (d) x 2000 (h) mm
Stroke elevated tabletop	130 mm (790 mm - 920mm)
Total power supply	110-240VAC / 50-60 Hz
Maximum power consumption	1.250 VA
Electrical classification	Class I, Type B
Electronic soft start system	Yes
Net weight of IS-600 III	200 kg

FEATURE	SPECIFICATIONS			
Phoropter arms	VT-670	VT-671	VT-72*	VT-74
Load capacity range	4.5 to 10 Kg (adjustable)			
Stroke of phoropter arm	+ 43° / - 15°			
Maximum horizontal rotation of phoropter arm	Free			
Positioning lock	Mechanical	Counterbalanced		
Net weight of phoropter arm	6.6 kg	6.6 kg	9 kg	11 kg
Linear movement			Manual	Electrical
Cable management kit			Optional	Standard

Ophthalmic chairs		
Chair	OC-8	OC-9
Back rest	Fixed type	180° fully reclinable
Arm rest	Foldable	Foldable
Foot rest (Optional accessory)	Optional	Standard
Maximum load	170 kg	160 kg
Horizontal displacement	No	100 mm mechanical
Possibility of additional neck rest	No	No
Maximum height	630 mm	680 mm
Minimum height	430 mm	480 mm
Stroke/Range	200 mm	200 mm
Angle° rotation with manual brake	40°	40°
Maximum power consumption (VA)	110 VA	110 VA
Electrical classification	Class I, Type B	Class I, Type B
Electrical protection class	IPX6	IPX6
Net weight	30 kg	50 kg
Overload: thermal protection. Motor stop 3 min. approx. duty cycle 1/9 min.	2 min / 18 min is the recommended duty cycle, but the motor does not stop.	2 min / 18 min is the recommended duty cycle, but the motor does not stop.

*VT-72 is only available for the right version of the unit

IS-600 III measurements



Not all products, services or offers are approved or offered in every market, and products vary from one country to another. Contact your local distributor for country-specific information and availability.

IMPORTANT

Subject to change in design and/or specifications without advanced notice.
In order to obtain the best results with this instrument, please be sure to review all user instructions prior to operation.

TOPCON CORPORATION

75-1 Hasunuma-cho, Itabashi-ku, Tokyo 174-8580, JAPAN.
Phone: +81-(0)3-3558-2522/2502 Fax: +81-(0)3-3965-6898
www.topconhealthcare.jp

TOPCON HEALTHCARE SOLUTIONS EMEA OY

HQ & PRODUCT DEVELOPMENT
Saaristonkatu 9, 90100 Oulu, FINLAND
Phone: +358-20-734-8190
E-mail: thsemea.sales@topcon.com
www.topconhealthcare.eu

TOPCON EUROPE MEDICAL B.V.

Essebaan 11, 2908 LJ Capelle a/d IJssel
P.O. Box 145, 2900 AC Capelle a/d IJssel
THE NETHERLANDS
Phone: +31-(0)10-4585077
Fax: +31-(0)10-4585045
E-mail: medical@topcon.com
www.topconhealthcare.eu

TOPCON DANMARK

Praestemarksvej 25, 4000 Roskilde
DANMARK
Phone: +45-46-327500
Fax: +45-46-327555
E-mail: info.todk@topcon.com
www.topconhealthcare.eu

TOPCON SCANDINAVIA

Neogatan 2, P.O.Box 25, 43151 Mölndal
SWEDEN
Phone: +46-(0)31-7109200
Fax: +46-(0)31-7109249
E-mail: info.hcs.se@topcon.com
www.topconhealthcare.eu

TOPCON ESPAÑA

Oficina Principal en España
Frederic Mompou, 4,
08960 Sant Just Desvern, Barcelona, SPAIN
Phone: +34-93-4734057
Fax: +34-93-4733932
E-mail: medica@topcon.com
www.topconhealthcare.eu/es_ES

TOPCON ITALY

Viale dell'Industria 60,
20037 Paderno Dugnano, (MI) ITALY
Phone: +39-02-9186671
Fax: +39-02-91081091
E-mail: info@topcon.com
www.topconhealthcare.eu



ANCAR

Antoni Carles, S.A.
Carrer de la Volta dels Garrofers 41-42
08340 Vilassar de Mar Spain



Antoni Carles, S.A.

TOPCON FRANCE MEDICAL

1 rue des Vergers, Parc Swen,
Bâtiment 2, 69760 Limonest, France
Phone: +33-(0)4-37 58 19 40
Fax: +33-(0)4-72 23 86 60
E-mail: topconfrance@topcon.com
www.topconhealthcare.eu

TOPCON DEUTSCHLAND MEDICAL

Hanns-Martin-Schleyer Strasse 41,
D-47877 Willich, GERMANY
Phone: (+49)2154-885-0
Fax: (+49)2154-885-177
E-mail: info@topcon-medical.de
www.topconhealthcare.eu

TOPCON POLSKA SP. Z O.O.

ul. Warszawska 23, 42-470 Siewierz
POLAND
Phone: +48-(0)32-670-50-45
Fax: +48-(0)32-671-34-05
E-mail: info.tpl@topcon.com
www.topconhealthcare.eu

TOPCON (GREAT BRITAIN) MEDICAL LIMITED

Topcon House, Kennet Side, Bone Lane,
Newbury, Berkshire RG14 5PX
UNITED KINGDOM
Phone: +44-(0)1635-551120
Fax: +44-(0)1635-551170
E-mail: medical.tgbm@topcon.com
www.topconhealthcare.eu

TOPCON IRELAND MEDICAL

Unit 292, Block G, Blanchardstown,
Corporate Park 2 Ballycoolin
Dublin 15, D15 DX58, IRELAND
Phone: +353-12233280
E-mail: medical.ie@topcon.com
www.topconhealthcare.eu